

BK PRECISION®

Instruaction Manual

230A Multi-Network Cable Tester

Contents

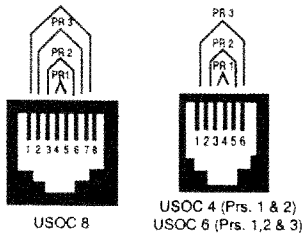
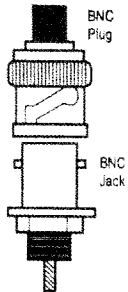
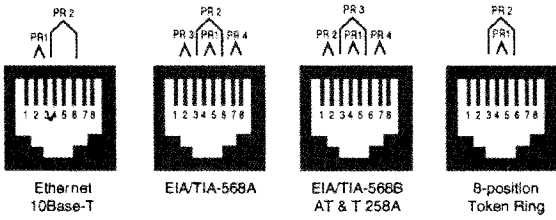
INTRODUCTION ----- 1

230A

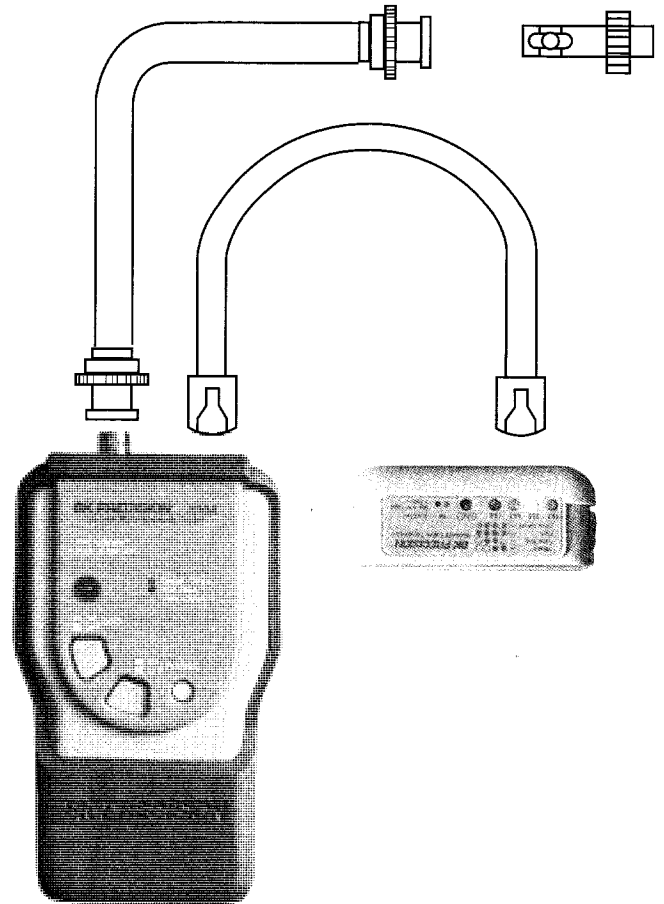
MULTI-NETWORK CABLE TESTER ----- 2,3

INTERODUCTION

This series of cable testers are specialized to quickly test by auto scanning for wires continuity, miswiring and polarization of thin Ethernet (BNC/TNC), 10-Base-T (UTP/STP), AT & T 258A, TIA 568A/B, Token Ring, and USOC4/6/8 modular cable. By using the attached remote terminator, you can easily test a cable whatever before or after the cables are installed. Easy access and quick check up.



- 1 -



- 2 -

230A MULTI-NETWORK CABLE TESTER

Test for Coaxial Cable (BNC)

1. Plug one end to the BNC socket of the master unit and the other end to the remote terminator.
2. Push the power switch on; the power LED will flash to show the power is working properly.
3. After the cable is inserted, the BNC LED should be kept unlighted. If the BNC LED is lighted up, then the cable is bad.
4. Push the button, which is on the left side of the master unit. The BNC LED indicator will light up GREEN if the cable is OK. If LED lights up RED or no light, the cable is bad.

Test for 10-Base-T, AT & T 258A, EIA/TIA 568, Token Ring Cable

1. Plug one end of the cable to the jack of the master unit and the other end to the remote terminator.
2. Push the power switch on, the power LED will flash to show the power is working properly.
3. As soon as the power was switched on, the LEDs on the remote terminator will start to scan one by one. If the cable is OK, the LEDs corresponding to each pair connected will light GREEN. If the LED is lighted GREEN first and RED after (mix.) or it is unlighted, the cable is bad.
4. If the cable is shielded, you may test shielding by pushing the GND switch on. The corresponding LEDs and GND LED will light up with all green except the LED of pair 3&6 is kept off. If any LED is lighted green first and red after or unlighted, it's showing the shielding is bad.

Remarks:

1. Please make sure a 9-volt alkaline battery has been installed in the battery compartment.
2. Remember to always keep the GND switch off, if you are not testing the shielding.

Caution:

Don't connect cable tester to a live circuit, as the unit may be damaged by over voltage.



Limited One-Year Warranty

B&K Precision Corp. warrants to the original purchaser that its product and the component parts thereof, will be free from defects in workmanship and materials for a period of one year from the date of purchase.

B&K Precision Corp. will, without charge, repair or replace, at its' option, defective product or component parts. Returned product must be accompanied by proof of the purchase date in the form a sales receipt.

To obtain warranty coverage in the U.S.A., this product must be registered by completing and mailing the enclosed warranty card to B&K Precision Corp., 1031 Segovia Circle, Placentia, CA 92870 within fifteen (15) days from proof of purchase.

Exclusions: This warranty does not apply in the event of misuse or abuse of the product or as a result of unauthorized alternations or repairs. It is void if the serial number is alternated, defaced or removed.

B&K Precision Corp. shall not be liable for any consequential damages, including without limitation damages resulting from loss of use. Some states do not allow limitation of incidental or consequential damages, so the above limitation or exclusion may not apply to you.

This warranty gives you specific rights and you may have other rights, which vary from state-to-state.

Model Number: _____

Date Purchased: _____

1031 Segovia Circle
Placentia, CA 92870-7137
TEL: (714) 237-9220
FAX: (714) 237-9214
www.bkprecision.com



Service Information

Warranty Service: Please return the product in the original packaging with proof of purchase to the below address. Clearly state in writing the performance problem and return any leads, connectors and accessories that you are using with the device.

Non-Warranty Service: Return the product in the original packaging to the below address. Clearly state in writing the performance problem and return any leads, connectors and accessories that you are using with the device. Customers not on open account must include payment in the form of a money order or credit card. For the most current repair charges contact the factory before shipping the product.

Return all merchandise to B&K Precision Corp. with pre-paid shipping. The flat-rate repair charge includes return shipping to locations in North America. For overnight shipments and non-North America shipping fees contact B&K Precision Corp..

B&K Precision Corp.
1031 Segovia Circle
Placentia, CA 92870
Phone: 714- 237-9220
Facsimile: 714-237-9214
Email: service@bkprecision.com

Include with the instrument your complete return shipping address, contact name, phone number and description of problem.

1031 Segovia Circle
Placentia, CA 92870-7137
TEL: (714) 237-9220
FAX: (714) 237-9214
www.bkprecision.com

BK PRECISION®

PN: 480-908-9-001
Printed in China
©2002 B&K Precision Corp.

1031 Segovia Circle
Placentia, CA 92870-7137
USA
TEL: (714) 237-9220
FAX: (714) 237-9214
www.bkprecision.com